


PLRB Relay Control

Control Module User Manual

Part # PLRB
Shown Mounted
Into Enclosure



3 Channel Transmitter (Keyfob)

Channel One: Button One
Unlocks Outboard Relay.
Channel Two: Button One,
When Pressed Immediately
After, Unlocks The
PLRB-RC3 Control Board.


I



II

Channel Three: Button Two
Locks Outboard And
Main Control Module.

Part # PLRB-RC
Keyless Power Lock Relay
Control Module



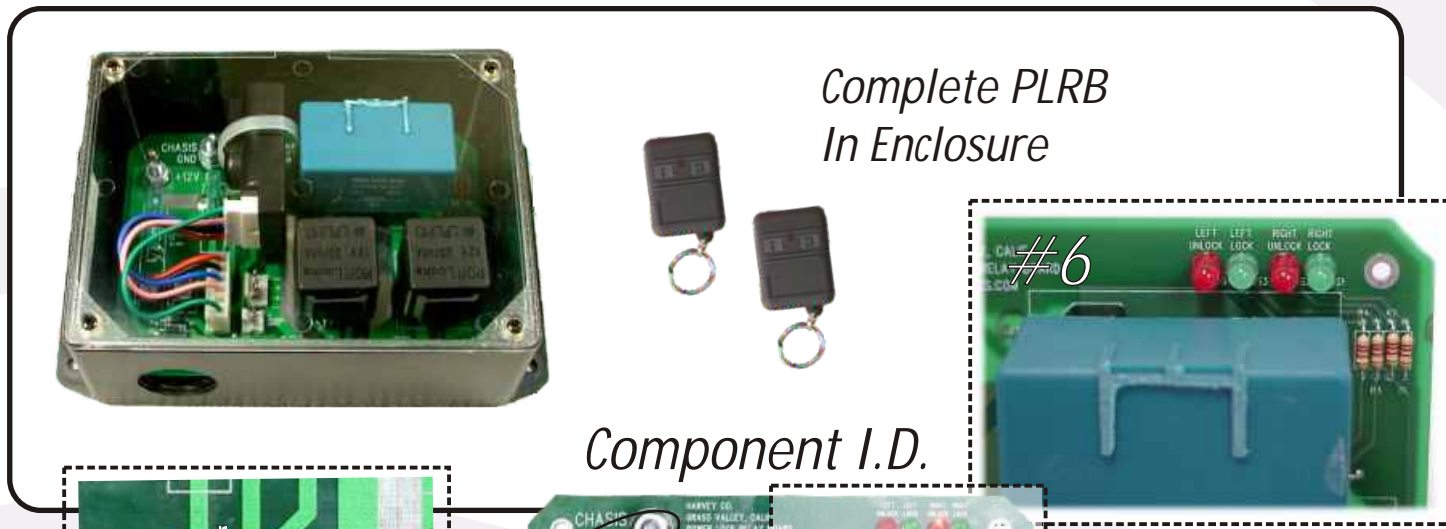
Shown Out Of Enclosure Patent Pending



*Complete
Enclosed
PLRB-RC
Relay Control Module*

PLRB Relay Control

Control Module User Manual



Complete PLRB
In Enclosure

Component I.D.

- Part List:
- #1- 6 pin timed relay.
 - #2- 5 pin 30/40 relays.
 - #3- 30 amp fuses.
 - #4- Eight 1/4" stab connectors.
 - #5- Power & Ground lugs.
 - #6- 2 red 2 green LEDs.
 - #7- RC unit location and mounting hole.


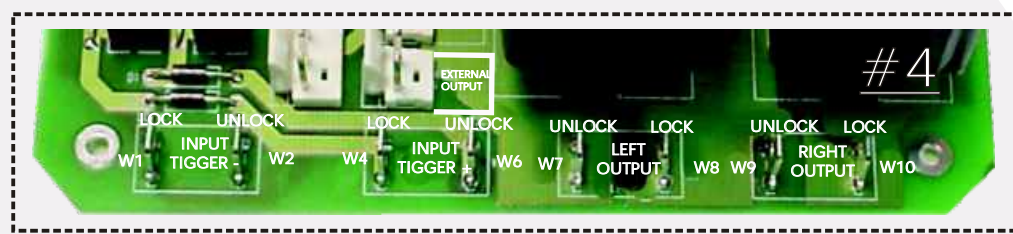



FIG 3



- (W1 W2 Input Trigger -): Intended momentary negative input triggering main control module.
- (W4 W5 Inputs Trigger +): Intended momentary positive input triggering main control module. Any 12v including circuits that hold a negative at rest.
- (W7 W8 Outputs): Negative at rest 12-volt, fused ATC @ 30 Amp. Suggested use on vehicles left side wire harness. See wiring details.
- (W9 W10 Outputs): Negative at rest 12-volt, fused ATC @ 30 Amp. Suggested use on vehicles right side wire harness. See wiring details.

- J1 Module: Keyless Entry Control Module Input.
- J3 Toggle: Dip Switch 3rd Channel Flip/Flop Option.
- External Output: 3rd Channel Or Additional Piggy Back Relay Option. Use Provided Jumper And Close Pins Indicated To Activate 3rd Channel. Slave Piggy Pack On, Close Pins 3C As Indicated.



New Work Wiring

Wiring for PLRB-RC

3 Channel Transmitter (Keyfob)

Channel One: Button One
Unlocks Outboard Relay.
Channel Two: Button One,
When Pressed Immediately
After, Unlocks The PLRB-RC3
Control Board.



Channel Three: Button Two
Locks Outboard And
Main Control Module.

WIRING SCHEMATIC PART # PLRB-RC NEW WORK WITH OUTBOARD RELAY Shown With Various Triggers.

Outboard Relay
Part # PL910p.
Max. 5 Additional
Compartments Or
Independent 3rd
Channel Output

